



LED Striplight LSL Series

Features

This clean appearance striplight can be mounted to a ceiling or wall and provides a wide distribution of light with a white diffuser. Adjustable CCT 3000K or 4000K. It can be used in various applications including offices, corridors, garages, kitchens and public spaces. Fixture mounts to standard junction box (not included)

Bi-Level Motion Sensor (Optional 'MS')

- Built-in daylight sensor
- Detection area, time delay and daylight threshold can be precisely set via DIP switch
- Wide detection area, range up to 50 ft. (16 m) max

Emergency Back-Up (Optional 'BB')

- 90 minute run-time
- 9.6VDC LiFePO4 battery
- 8 watts

Construction

Housing is die-formed of 22-gauge steel. Standard mounting holes are included. Power supply connections can be made inside the fixture wire way or in a junction box (not included).

Finish

Housing is finished in lighting grade white baked gloss enamel paint.

Diffuser

White acrylic diffuser.

Electrical (MV)

This unit is wired with a constant current low voltage electronic LED driver. 120-277V universal-voltage (non-dimmable) driver.

Electrical (D2)

Input 120-277 VAC/60 Hz.

Fixture includes integrated motion sensor with built-in 3-step dimming function. Not compatible with dimming circuits.

LED

Integrated LED modules capable of producing:

34W = 4100 source lumens, 3500 delivered lumens (Non-dimming)

34W = 4100 source lumens, 3100 delivered lumens (Dimming/motion sensor)
3000K or 4000K (CCT). Rated for 50,000 hrs., 90 CRI.

Certification

All fixtures are cETLus listed for indoor damp locations.

ENERGY STAR® qualified

Warranty

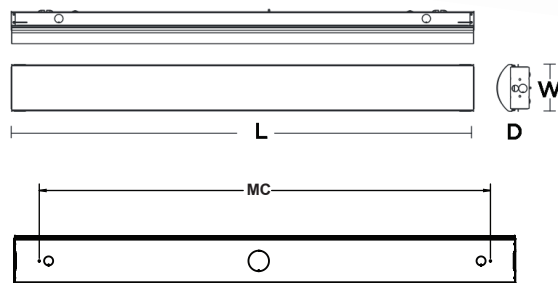
Limited warranty: This fixture is free from defects in materials and workmanship for a period of 5 years from date of purchase.

Specifications and dimensions subject to change without notice.

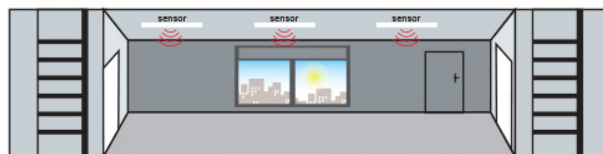
Ordering Information:

Non-Dimming	LED	Source Lumens	Delivered Lumens	Adjustable CCT	L	W	D	MC
LSL484100LAJMVWH	34W	4100	3500	3000K or 4000K	48"	4-7/8"	3-1/2"	32-1/8"
LSL484100LAJMVWHBB	34W	4100	3500	3000K or 4000K	48"	4-7/8"	3-1/2"	32-1/8"
With Dimming Motion Sensor	LED	Source Lumens	Delivered Lumens	Adjustable CCT	L	W	D	MC
LSL484100LAJD2WH-MS	34W	4100	3100	3000K or 4000K	48"	4-7/8"	3-1/2"	32-1/8"
LSL484100LAJD2WH-MSBB	34W	4100	3100	4000K or 4000K	48"	4-7/8"	3-1/2"	32-1/8"

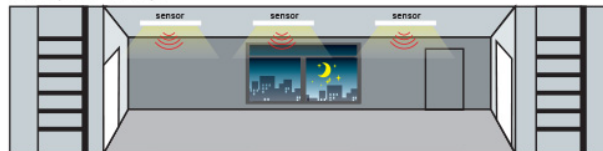
LOCATION		DATE
PREPARED BY		QUANTITY
COMMENTS		FIXTURE TYPE
CATALOG NUMBER		



When sufficient light, the fixtures will not switch on.



When insufficient light, the fixtures turn on at desired dimming level (10% - 50%).



When motion is detected, fixtures switch to full light output.



After standby period of no motion, fixtures return to desired dimming level (10%-50%).

