

12" Accessory Stem Classic Gold

2999CLG (Classic Gold)

Project Name: _____
Location: _____
Type: _____
Qty: _____
Comments: _____



Certifications/Qualifications

www.kichler.com/warranty

Dimensions

| | |
|--------|----------|
| Weight | 0.30 LBS |
| Length | 12.00" |
| Width | 0.50" |

Mounting/Installation

| | |
|-------------------|----------|
| Interior/Exterior | Interior |
|-------------------|----------|








Product/Ordering Information

| | |
|--------|--------------|
| SKU | 2999CLG |
| Finish | Gold |
| Style | Other |
| UPC | 783927603928 |

Specifications

| | |
|----------|-------|
| Material | STEEL |
|----------|-------|

Additional Finishes

-  Brushed Natural Brass
-  Champagne Gold
-  Classic Bronze
-  Classic Gold
-  Flat Grey
-  Fox Gold
-  Satin Bronze

Kichler

7711 East Pleasant Valley Road Cleveland, Ohio 44131-8010
Toll free: 866.558.5706 or kichler.com

Notes:

- 1) Information provided is subject to change without notice. All values are design or typical values when measured under laboratory conditions.
- 2) Incandescent Equivalent: The incandescent equivalent as presented is an approximate number and is for reference only.

KICHLER®