

SPECIFICATIONS

Certifications/Qualifications

ADA Compliant	No
Prop65	YES
	www.kichler.com/warranty

Dimensions

Base Backplate	9" X 4.75"
Extension	6.00"
Weight	6.67 LBS
Height from center of Wall opening (Spec Sheet)	4.31"
Height	7.19"
Width	23.44"

Light Source

Dimmable	Yes
Expected Life Span (Hours)	1000
Lamp Included	Not Included
Lamp Type	A19
Light Source	Incandescent
Max or Nominal Watt	60.00
# of Bulbs/LED Modules	3
Socket Type	E26 (Medium)

Mounting/Installation

Install Glass Up or Down	Yes
Interior/Exterior	Interior
Lead Wire Length	6"
Location Rating	Damp

FIXTURE ATTRIBUTES






Housing

Diffuser Description	Etched, Painted White Inside
Primary Material	Steel
Shade Description	Glass Shade
Shade Dimensions	6.42" X 4.75" X 3.62"

Product/Ordering Information

SKU	37514
Finish	Black
Finish Code	NI
Style	Transitional
UPC	737995375140

Finish Options

-  Black
-  Brushed Nickel
-  Chrome
-  Natural Brass
-  Olde Bronze

